
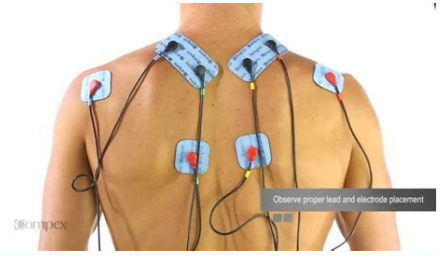
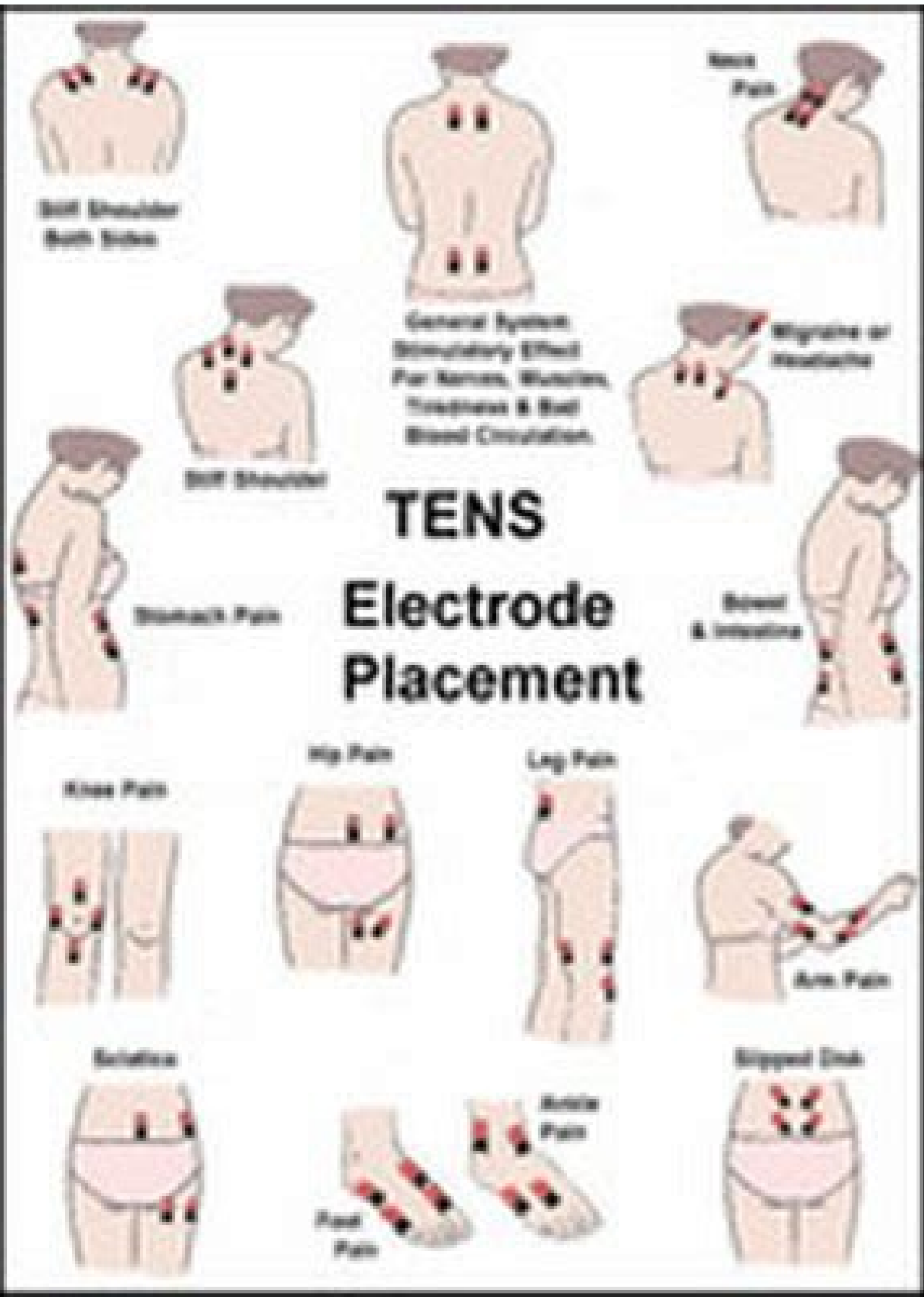
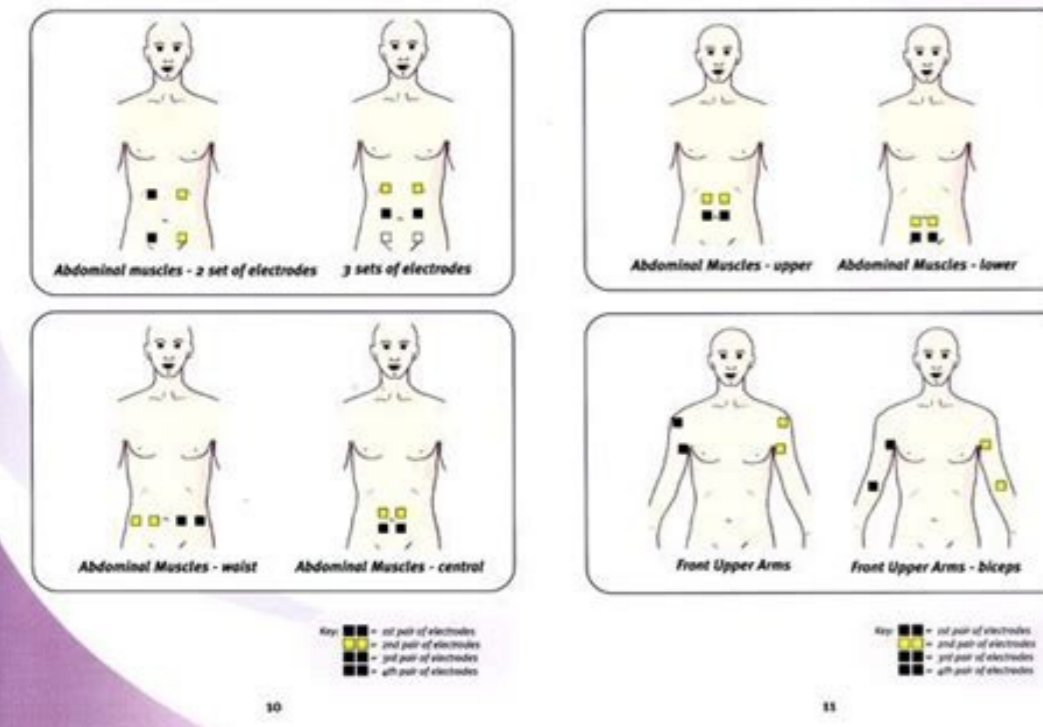


I'm not robot  reCAPTCHA

Open

Model	Features	Price
Complex A	Basic TENS	\$199
Complex B	TENS + EMS	\$299
Complex C	TENS + EMS + Heat	\$399
Complex D	TENS + EMS + Heat + Massage	\$499
Complex E	TENS + EMS + Heat + Massage + Vibration	\$599



I had problems first with the bearings that cause discomfort, but this is simply pad positioning. Starting from 2017, the transcutaneous electrical stimulation of the nerves (Tens) added to all models, making them two products at the price of one. What is it about? Performing model with bearings on the legs targeted to the quadriceps muscle. Complex Af1 an excellent additional improvement tool, but does not replace the execution. Less favorite aspects: the only thing that does not drive me crazy is that once you are all connected and ready to leave there are literally wires hanging everywhere. Their multiple models allow you to choose your focus without having to pay for extra functions. A «I used my recovery setting after every long time and I've never been bad after a ride! It must be the competition because it is the only thing I changed and it's the best thing that I've ever felt training for a marathon. A «Randi Lackey, records for the largest number of Conquer The Gauntlet Vince Conquer The Gauntlet Pro Jeff Yanda Using Complex in his Low Mudgear socks. If you are spending a lot of money for annual subscriptions, hotels and travel, maybe take a less trip this year and invest those money towards a product that is going to give you better results. The latest models / prices and sales can be found at www.compexusa.com after pausing the system and turn it back on with the positioning pad set, discomfort when far away. If you think you can only throw up and relax you could be surprised to find out how intense is if you make resistance or resistance programs. Practices Quick reference guides for the user make the bearings easy to position. Favorite aspects: different things make the Compex stay above the competition for recovery and training, including price and portability. If you are Tough Mudder X or you're training with Crossfit, you want the Elite model thanks to its Explosive Force setting. It takes a while to get used to how to figure out where is the best place to for And how to lay the wires down. You may have seen similar electrode products in stores for the cheapest but those are tension units focused on pain relief by stimulating the nerves. The car will give you a workout. EASY OF USE: While the initial sash can seem overwhelming, make it really simple to use. The complete compex system occupies the room as a long sleeve in the running when all the pack is removed. Does it work and can I just use this instead of working? The pads are quitrated sticky and reusable for months even with regular use. The price is not bad compared to other high-tech recovery products that can cost over \$ 1000. Everything is coded in color and the strings can only connect the machine into a direction. The device is supplied with different settings; Resistance,

